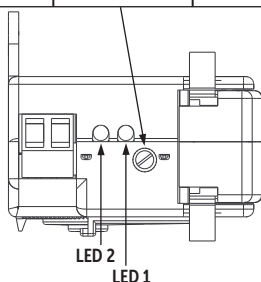




**Functional
Devices, Inc.**

Bulletin B692

• RIBXG Series

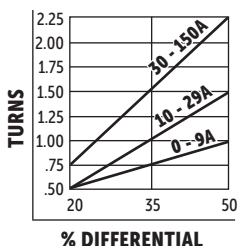


MODEL	SENSE RANGE	THRESHOLD ADJUST	OUTPUT	LED 1	LED 2
RIBXGF	.35 - 150A	No / Fixed	Wht/Yel Wires		
RIBXGTF	.35 - 150A	No / Fixed	Terminals		
RIBXGFL	.75 - 150A	No / Fixed	Wht/Yel Wires	Over trip point	
RIBXGTFLL	.75 - 150A	No / Fixed	Terminals	Over trip point	
RIBXGA	.75 - 150A	Yes / Adjustable	Wht/Yel Wires	Over trip point	Under trip point
RIBXGTA	.75 - 150A	Yes / Adjustable	Terminals	Over trip point	Under trip point

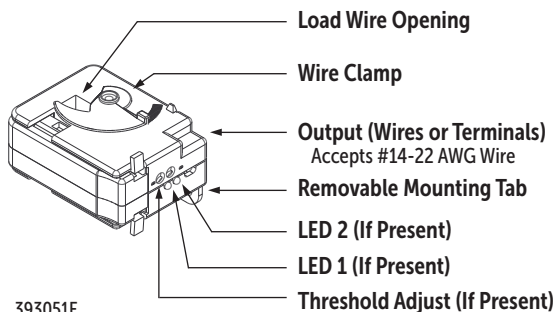
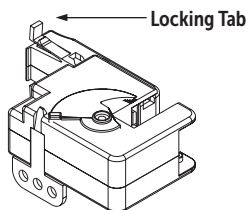
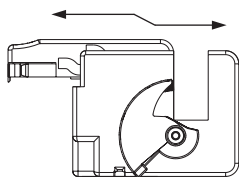
CAUTION: RISK OF ELECTRIC SHOCK - MORE THAN ONE DISCONNECT MAY BE REQUIRED TO DEENERGIZE THE DEVICE BEFORE SERVICING.

TO SET UP

1. Start load and let stabilize.
2. Turn screw counterclockwise until LED #1 goes ON (may already be ON).
3. Turn screw clockwise until LED #2 goes ON.
4. Turn screw counterclockwise until LED #1 goes ON.
5. For differential, continue turning screw counterclockwise as per chart.



Squeeze the locking tabs, then pull up and back to open.



393051E

Solid State Contact:
30 Vac/dc, .4 A max.

Operating Temperature:
-30 to 140° F

Max Sense Voltage:
600 Vac

Approvals:
UL Listed

UL916, UL864, C-UL Canada

Housing Rating:
Plenum, NEMA 1

SIGNALING



Functional Devices, Inc.
101 Commerce Drive
Sharpstown, IN 46068

www.functionaldevices.com